

**Rooted in Faith**

**FAITH:** *Our Faith is Living and Growing:*

The acceptance of the word of another, trusting that one knows what the other is saying and is honest in telling the truth. The basic motive of all faith is the authority (or right to be believed) of someone who is speaking.

**TIMELINE:** November

**READINGS:** 2 Thessalonians 1:3

**VIRTUES:** Caring, compassion, forgiveness, commitment, excellence, generosity, honour, integrity, love, responsibility, service and truthfulness, unity

**TEACHER REFLECTIONS:** How is the key message of “Our faith is living and growing” reflected in your school/workplace, your role and your personal life?

**SOCIAL SKILLS PROGRAMMING:**

**FIRST NATIONS/MÉTIS CONNECTIONS:**

**WE CELEBRATE:**

**SCHOOL ACTIVITIES:**

**STUDENT REFLECTIONS:**

## Prayer Liturgy for Schools

### Gospel value: FAITH

Opening Song: (see table of suggested songs)

Leader: Let us begin our celebration with the sign of our faith.  
In the name of the Father and of the Son and of the Holy Spirit.

All: Amen.

Leader: Let us pray.  
Creator God, strengthen our faith, hope, and love. May we do with loving hearts what you ask of us and come to share the life you promise in your son Jesus Christ.

All: Amen.

Leader: Let us listen carefully to the Word of God.

*Readings should always be proclaimed clearly and loudly from a Bible or lectionary.*

Reader 1: A reading from the first letter of Paul to the Colossians.

I pray that, according to the riches of his glory, God may grant that you may be strengthened in your inner being with power through his Spirit, and that Christ may dwell in your hearts through faith, as you are being rooted and grounded in love. I pray that you may have the power to comprehend, with all the saints, what is the breadth and length and height and depth, and to know the love of Christ that surpasses knowledge, so that you may be filled with all the fullness of God.

The Word of the Lord.

All: Thanks be to God.

Reader 2: The psalm response is  
**Praise the Lord, O my soul.**

It is the Lord who keeps faith forever,  
Who is just to those who are oppressed.  
It is God who gives bread to the hungry,  
The Lord, who sets prisoners free.

Response:

It is the Lord who gives sight to the blind,  
Who raises up those who are bowed down.  
The Lord who protects the stranger  
And upholds the widow and orphan.

Response:

It is the Lord who loves the just,  
But thwarts the path of the wicked,  
The Lord will reign for ever,  
Zion's God, from age to age. Alleluia.

Response:

Leader: A reading from the Gospel according to John.

All: Glory to you, O Lord.

Leader: Jesus answered them, 'Have faith in God. <sup>23</sup>Truly I tell you, if you say to this mountain, "Be taken up and thrown into the sea", and if you do not doubt in your heart, but believe that what you say will come to pass, it will be done for you. So I tell you, whatever you ask for in prayer, believe that you have received it, and it will be yours.

The Gospel of the Lord.

All: Praise to you, Lord Jesus Christ.

Leader: *You may now share a few prepared reflections on the readings that were just proclaimed and how they relate to the school community.*

Leader: With great faith in God's love for us, we ask him to listen to our needs.

1. For the Church, called to radiate the light of Christ to the world, we pray to the Lord.
2. For peace in our hearts and in our world, we pray to the Lord.
3. For courage to follow the light of faith, wherever it may lead us, we pray to the Lord.
4. For our own personal intentions that we hold deep in our hearts, we pray to the Lord.

Leader: Let us pray.

God our Father, teach us to cherish the gifts that surround us. Increase our faith in you and bring our trust to its promised fulfillment in the joy of your kingdom. Grant this through Christ our Lord.

All: Amen.

Leader: May God bless us in his mercy and strengthen our faith with proofs of his love, so that we will continue in our good works. May he direct our steps to himself and show us how to walk in charity and peace. And may we be blessed in the name of the Father and of the Son and of the Holy Spirit.


All: Amen.

Closing Song: (see table or choose another song which fits the theme)

Music Suggestions (could work for either opening or closing)

<b>CBW III</b>	<b>Spirit and Song</b>
We Walk by Faith #495	How Can I Keep from Singing? #117
Gather Us In #587	River of Glory #135
You are Near #487	Shine, Jesus, Shine #202
Wondrous is Your Name #632	

# WORRY DUMP



## Prayer Thought

God knows everything and He will care for me.

## Memory Verse



Don't be afraid; you are worth more than many sparrows.

~ Matthew 10:31

## What You Need



- page 30, duplicated
- round boxes or cans with lids, any size
- construction paper
- scissors
- markers
- glue
- slips of paper



## Prayer

It is comforting to know that You are aware of everything. You will take care of me. Amen.

## Before Class




Duplicate page 30. Any round containers or cans with lids will work for this activity, such as oatmeal, drink mix or raisin containers. They need not all be the same size, but they should all have plastic or paper lids to cut through.

## What to Do





1. Help the students understand the concept of giving their worries to God and leaving them there with Him. Read Matthew 10:29-31 and Luke 12:22-32 to the class, then say, **Jesus tells us that we have nothing to worry about. God even cares for the little sparrows in the sky. So we are going to make Worry Dumps. When you worry about something, write that worry on a piece of paper and put it into the Worry Dump - then pray about that worry. Don't take it out again, because now it is gone. God is taking care of it.**
2. Show the class how to cover a round container with construction paper.
3. Have the class color and cut out the symbols and Worry Dump labels from page 30. Instruct them to glue these symbols onto their containers.
4. Go around the class and cut a slit in each child's container lid.
5. Distribute the slips of paper and encourage the children to write down some worries, then place them in their Worry Dumps.
6. Close with prayer.




## Bible Lesson

Paul's Letter to the Philippians  
Philippians 4:6-9

## Prayers for Care



**WORRY  
DUMP**



# KEEP THE FAITH

## Prayer Thought

Even the winds and waves obey Jesus. I have faith in Him.

## Memory Verse




He commands even the winds and the water, and they obey him.

~ Luke 8:25

## What You Need



- page 36, duplicated
- crayons or markers



## Prayer

Thank You, God, for a Savior who has power over everything. I have faith in Jesus. Amen.

## Before Class



No preparation is required.

## What to Do



1. Review the story from Luke 8:22-25. Say, **Jesus' disciples saw Him do many miracles. They knew He had the power of God. Yet when they were in danger, they became afraid.**
2. Have the students cross out every other letter around the boat shape, beginning at the first crossed out letter.
3. Ask a student to read the answer out loud: "Where is your faith?"




## Bible Lesson

Jesus stills the storm.  
Mark 4:36-41

## Prayers of Commitment



# PENCIL CRITTERS



## Prayer Thought

God meets my every need.

## Memory Verse

I stand in awe of your deeds, O Lord.



~ Habakkuk 3:2

## What You Need

- page 64, duplicated
- pencils
- scissors
- crayons or markers



## Prayer

You are an awesome God.  
It is wonderful to be Your  
child. Amen.

## Before Class

No preparation is required.





## What to Do



**Bible Lesson**  
Manna from Heaven  
Exodus 15:22-16:36

1. Create an atmosphere of praise. Say, **We have such an awesome God. He takes care of everything we need. He loves us. It is wonderful to be a child of God. Let's praise God every time we see our pencil critters.**
2. As the students color the pencil critter illustrations from page 64, have them take turns reading the phrases on each one.
3. After they have finished coloring, instruct them to cut out the critters on the outer solid lines.
4. Show the class how to cut out the two Xs on each critter and gently slip a pencil through the holes, as in the illustration above.
5. Close with prayer.

## Prayers of Praise



# AND THE WIND BLEW

## Parable of the Two Householders

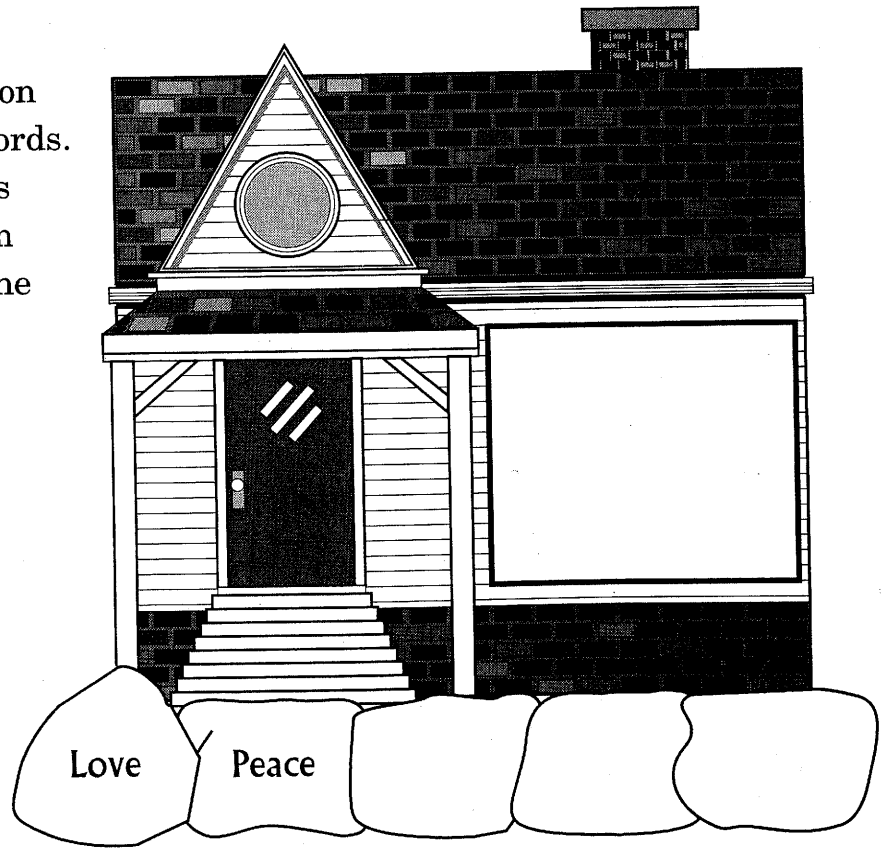
Matthew 7:24-27

Jesus told his friends this parable:

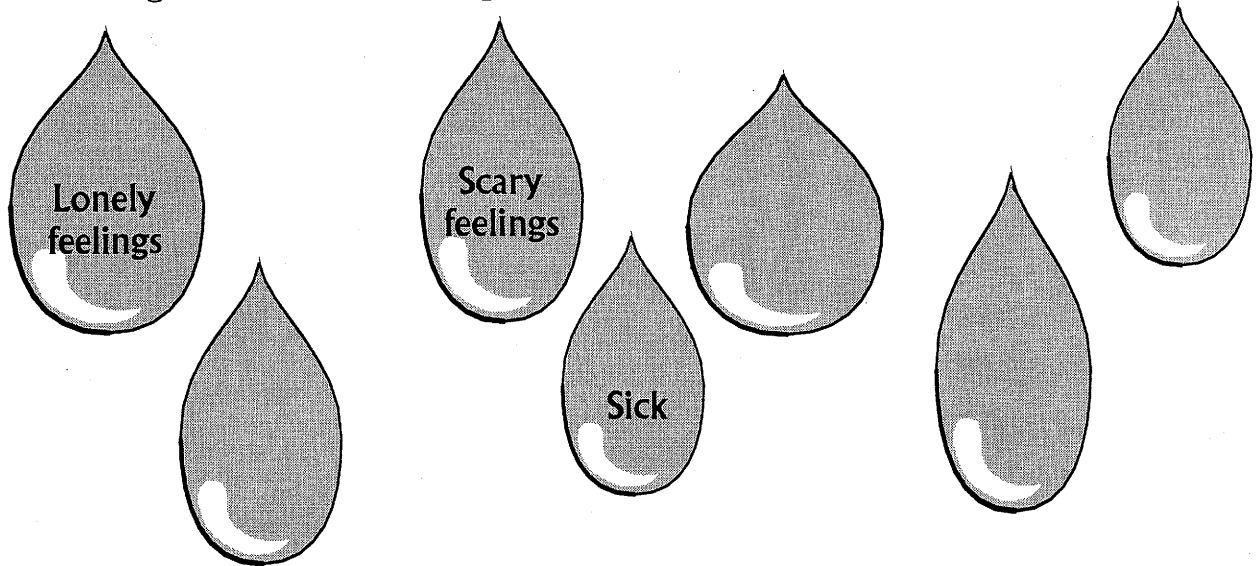
**A** wise man built his house on a rock. When the rain, wind, thunder and lightning came, the wise man's house stayed standing. A foolish man built his house on sand. When the wind and rain and thunder and lightning came, the sand washed away from under his house, and the foolish man's house fell down.

Jesus said, "If you hear my words and act on them, you are like the wise man. If you hear my words and do not act on them, you are like the foolish man."

Here is a house built on the "rock" of Jesus' words. Fill in the blank rocks with other words from Jesus' teachings. In the window of the house, draw your face and Jesus' face.



Here comes a storm! It is going to rain on your house! But you know that Jesus is by your side to protect you, and you remember his words to you. What might be in the raindrops? (*Some are filled in to get you started.*)



Name one way you can *hear* Jesus' words:

---

Name a way you can *practice* Jesus' words:

---

Look up the words of Jesus in John 14:1

- Go to the *gospel* of John. It is the 4th gospel, the 4th book of the New Testament in your Bible. (Matthew, Mark and Luke are the first, second and third books.)
- Look for the 14th *chapter* in the gospel of John.
- Look at the 1st *verse* in that chapter.
- Ask someone to help you read Jesus' words there.

### **Make a JESUS ROCK:**

- Find a smooth stone.
- Write or paint JESUS on one side of the stone.
- Keep your JESUS ROCK near your Bible to remind you of the parable of the wise man who built his house on the rock of Jesus' words.

# WHAT KIND OF SOIL ARE YOU?

## Parable of the Sower

*Matthew 13:4-9; Mark 4:3-9;  
Luke 8:4-8*

Jesus told this story:

**A** farmer went out to sow his seed. Some of the seed fell on a footpath where birds came and ate it up. Some of the seed fell on shallow, rocky soil. It could not grow deep roots, so when the hot sun came out, the seed withered and died. Some of the seed fell among thorns, and the thorns grew up and choked it. Some of the seed fell on good rich soil, and put forth a plentiful harvest.

Jesus explained: The seed is God's Word. Some people hear it, but don't try to understand. It might as well be birdseed! Some people hear, and get excited. Then they hear something else, and forget God's Word. They are like shallow rocky soil. Some people hear God's Word, but then let worries and cares choke off their listening ears and hearts. And some people hear, and let God's Word go deep inside. Those people grow in understanding and love of God.

What kind of soil are *you*? \_\_\_\_\_


Name something you can do to "plant" the Word of God deep inside you: \_\_\_\_\_

A little seed is packed with life. This puzzle is packed with words. Can you find these words (*down, across and horizontal*):

GOD, SOIL, ROCKS, THORNS,  
PATH, SEED, GROW, WORD

Y	S	E	E	D	R
F	O	B	M	R	O
P	I	G	O	D	C
A	L	R	W	A	K
T	H	O	R	N	S
H	X	W	O	R	D

\* Color and use this SEED PLACEMAT.



**First Nations and Metis Education Resources  
for the Gospel Value of Hope**

1. Van Camp, Richard, *What's The Most Beautiful Thing You Know About Horses*. (ISBN#0-89239-154-5)

This book is available in the school libraries at:

- St. Angela
- St. Goretti
- Pope John Paul
- St. John
- Bishop Klein
- St. Marguerite
- St. Matthew
- St. Mary
- St. Michael
- St. Peter
- Bishop Roborecki
- Mother Teresa
- George Vanier
- St. Volodymyr